

A woman in a black blazer and white shirt is standing in a modern lift cabin. She is holding a blue smartphone in her right hand, which is positioned near a control panel on the wall. The cabin has a sleek, metallic finish with a large window in the background. The lighting is soft and focused on the woman and the device.


2N

2N[®] LiftIP 2.0

The new generation of our SIP-based emergency communicator

The 2N[®] LiftIP 2.0 is a unique IP-based lift emergency communicator using VoIP technology for transmitting calls from a lift cabin to the call center or control room. IP technology allows you to have the communicator under constant monitoring, manage it remotely and power it via PoE. The option of automatic configuration in the form of predefined configuration templates makes 2N[®] LiftIP 2.0 a truly plug and play solution.

2N.com



Features & Benefits

24/7 Monitoring of the availability

Connect the 2N® LiftIP 2.0 to the 2N® Elevator Center and keep it under control 24/7. Once the communicator malfunctions, you will be notified immediately via email or operational call.

Remote management & configuration

It's easier and faster than ever to change a configuration template, set up or update this IP-based communicator. Connect it to the 2N® Elevator Center and do all this remotely.

Alarm calls tied to video

If elevator passengers get trapped, the audio call from the 2N® LiftIP 2.0 dialler can be linked to the video feed from an IP camera in the lift. The dispatcher thus has an immediate overview of a situation in the lift cabin.

Data protection & network security

2N® LiftIP 2.0 meets the very highest security criteria for personal data protection, product security and network infrastructure security.

Future-proof communicator

2N® LiftIP 2.0 is a smart lift communicator that uses existing IP infrastructure for SIP-based communication. The IP technology enables connection with other systems in the building.

High-quality audio

Forget about crackling during the emergency calls. VoIP technology ensures instantly connected calls with a full-duplex audio delivering crystal clear sound.




Different variants

Choose from three communicator variants depending on where you need to install it: on top of the cabin (TOC), hidden behind the panel or flush mount on the panel.

Onsite or remote calling

2N® LiftIP 2.0 can call to either the reception on a LAN or to a remote call center using the 2N® LiftGate. This smart IoT router supports calls via the WAN port or its integrated 4G dual SIM gateway.

Variants

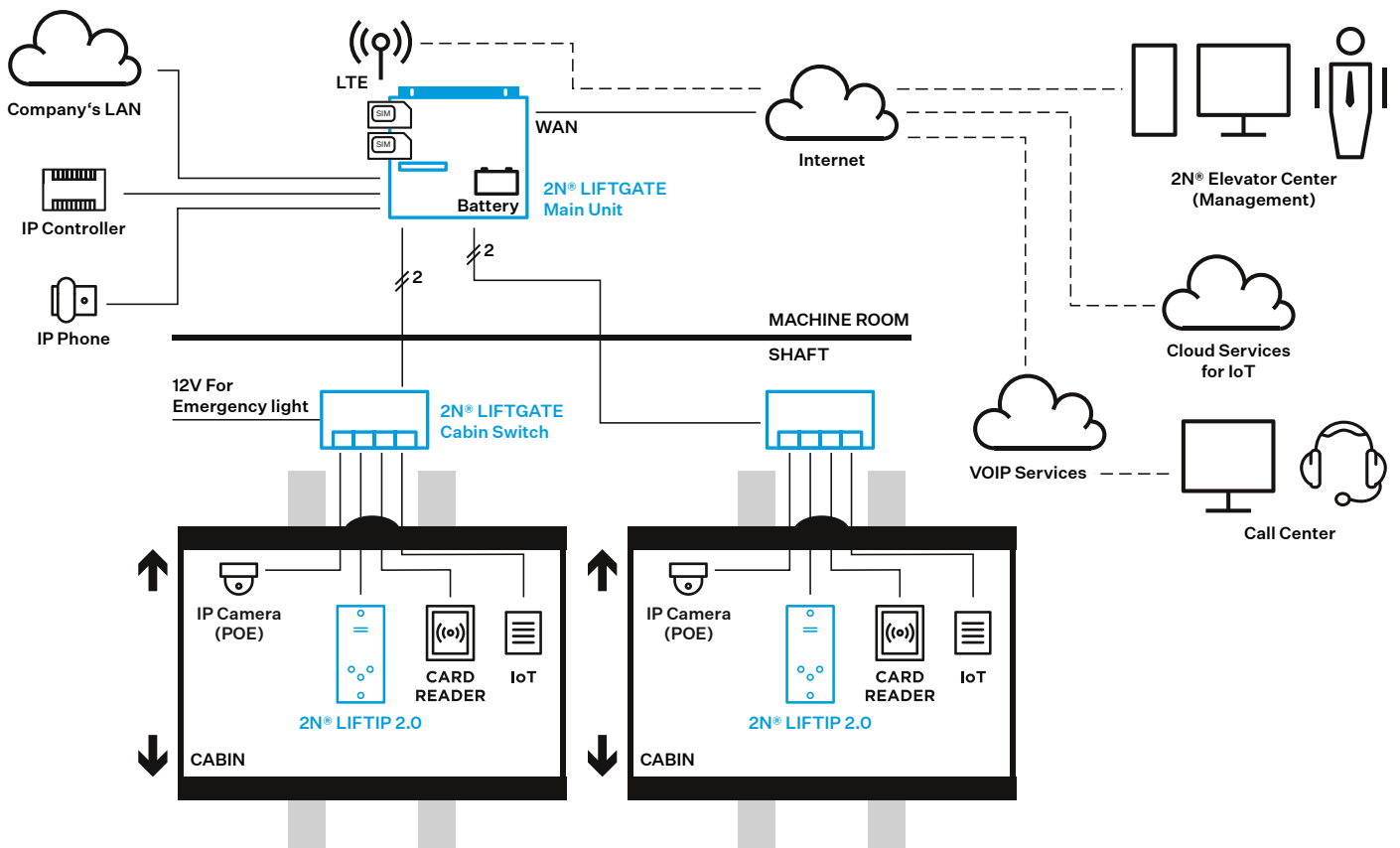
 <p>2N® LiftIP 2.0 COP Unit</p> <p>fixed 921640E</p> <p>cable version 921640XE</p>	 <p>2N® LiftIP 2.0 COP Unit – Flush mounting</p> <p>with button 921618BE 921619BE</p> <p>without button 921618E</p>	 <p>2N® LiftIP 2.0 TOC unit</p> <p>with voice alarm station switch 921631E</p> <p>without voice alarm station switch 921630E</p>
--	---	--

Standards





Connection scheme





Technical Parameters

Power supply

Voltage	10 – 30V DC (keep polarity) or 48V PoE 802.3af
Consumption	maximum 3.5W max. 2 W with integrated speaker; max. 3.5 W with external 4 Ω speaker (not included)

ALARM and CANCEL voltage input

Inputs	5-48V DC (keep polarity) NC/NO contacts
---------------	--

Audio Parameters

Speaker	Integrated 16Ω / 1W (0.45 W output power), option to increase the output power to 2.3 W by connecting a speaker with 4 Ω impedance
Microphone	Integrated, option to connect an external electret microphone
Audio	Full duplex, G.711 (approx 90kbit/s)
Induction loop output	3.35V RMS / 100 Ω output impedance
Codecs	PCMU, PCMA, G.711 (approx. 90 kbps), L16, G.722 and G.729

Connection of External Indicators

Voltage	12 – 24V DC, external supply
Maximum current	200mA (100 mA if a bulb is used)

Member of the AXIS group



Axis Communications provides 2N sales and support for the Americas and APAC (excluding Japan).

Other parameters

Operating temperature	- 4°F – +122°F
------------------------------	----------------

Dimensions (W x H x D)

921640E, 921640XE PCB version (hidden behind the COP)	2,559 x 5,118 x 0,945 inch
921618E, 921618BE COP design version (flush mount)	3,937 x 8,661 x 1,024 inch
921619BE COP design version (flush mount)	4,528 x 7,48 x 1,024 inch
921640E TOC long version (for installation on top of car with Voice alarm station switch)	3,228 x 10,118 x 1,299 inch
921640XE TOC short version (for installation on top of car w/o Voice alarm station switch)	3,228 x 7,323 x 1,299 inch

Warranty

5-years warranty see https://www.2n.com/en_GB/support/warranty-and-repairs